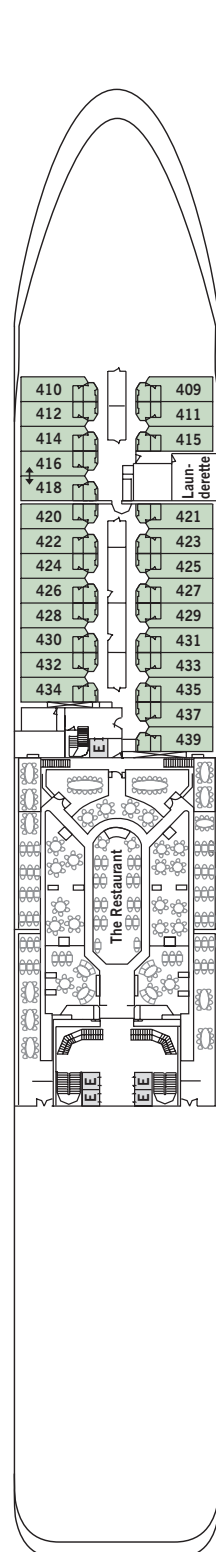
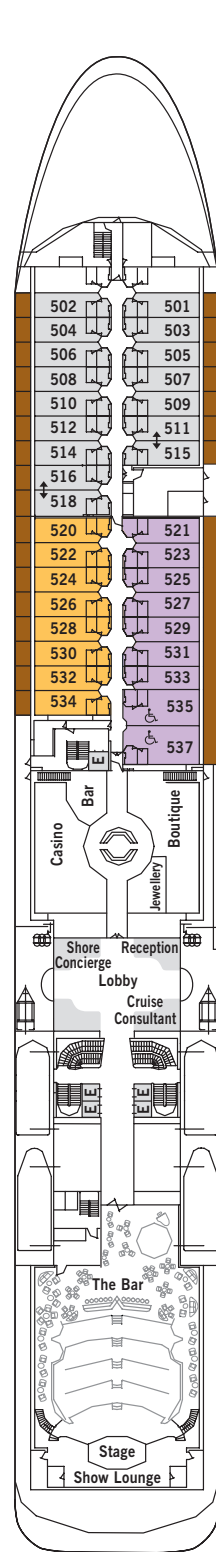


SILVER SHADOW – Deck Plans



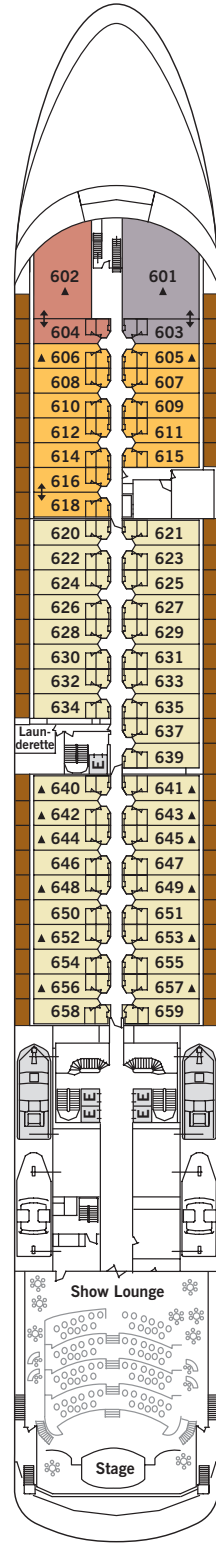
DECK 4

The Restaurant



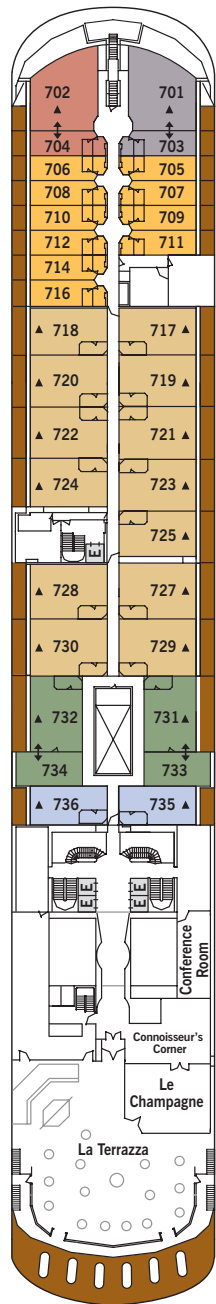
DECK 5

The Casino
The Bar
Boutiques
Reception/Guest Relations
Shore Concierge
The Show Lounge



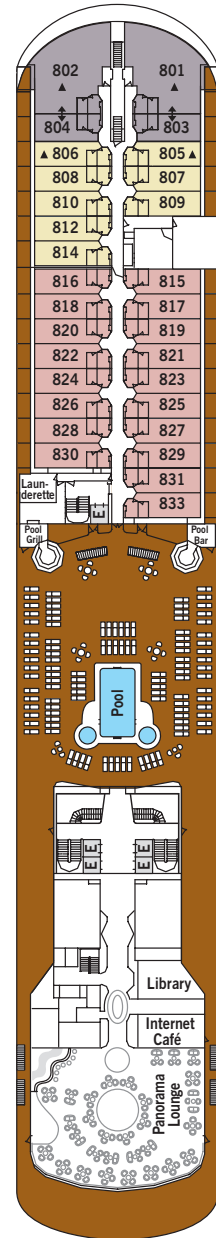
DECK 6

The Show Lounge



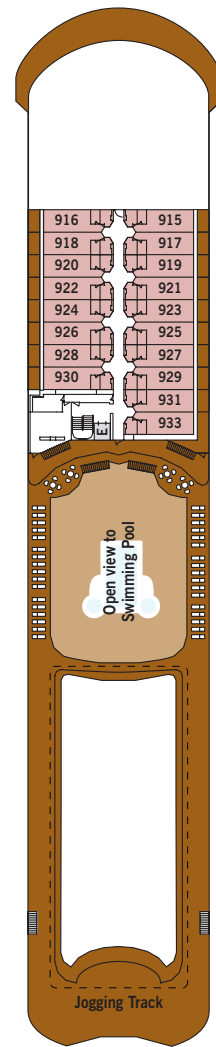
DECK 7

La Terrazza
Le Champagne
The Connoisseur's Corner
Conference/Card Room



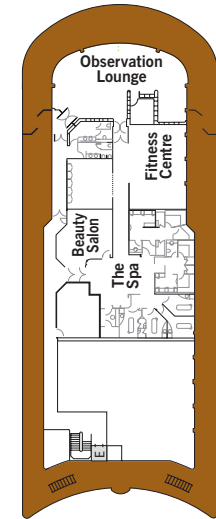
DECK 8

Pool
Pool Bar
The Pool Grill
The Library
Internet Café
The Panorama Lounge



DECK 9

Jogging Track



DECK 10

The Fitness Centre
The Spa at Silversea
Beauty Salon
The Observation Lounge

SUITE CATEGORIES

- Owner's Suite ●
- Grand Suite ●
- Royal Suite ●
- Silver Suite ●
- Medallion Suite ●
- Veranda 4 ●
- Veranda 3 ●
- Veranda 2 ●
- Veranda 1 ●
- Terrace Suite ●
- Vista Suite ●

SPECIFICATIONS

- Crew 302
- Officers European
- Guests 382
- Tonnage 28,258
- Length 610 Feet/186 Metres
- Width 81.8 Feet/24.9 Metres
- Speed 18.5 Knots
- Passenger Decks 7
- 3rd Guest Capacity ▲
- Connecting Suites ⇕
416/418, 511/515, 516/518, 616/618,
731/733, 732/734
- Handicap Suites ♿
535,537
- Built 2000
- Registry Bahamas

Suite diagrams shown are for illustration purposes only and may vary from actual square footage. Please refer to suite specifications for square footage.

SILVER SHADOW – Suite Diagrams

All suites feature:

- Butler service
- Refrigerator and bar setup stocked with your preferences
- Bvlgari® bath amenities, plus a choice of other European brands
- Pratesi® fine bed linens and down duvet covers
- Matternoll® mattresses and a choice of pillows
- Plush robes and slippers
- Personalised stationery, binoculars, and umbrella
- Complimentary WiFi Internet access
- Complimentary Interactive mobile content



OWNER'S SUITE

Available as a one-bedroom configuration or as two-bedrooms (as illustrated) by adjoining with a Vista Suite.

1 BEDROOM: 919 SQ. FT. / 85 M²
INCLUDING VERANDA (220 SQ. FT. / 20 M²);

2 BEDROOM: 1,264 SQ. FT. / 117 M²
INCLUDING VERANDA (220 SQ. FT. / 20 M²)

- Large teak veranda with patio furniture and floor-to-ceiling glass doors; two-bedroom has additional large picture window
- Living room with sitting area; two-bedroom has additional sitting area
- Separate dining area and bar
- Twin beds or queen-sized bed; two-bedroom has additional twin beds or queen-sized bed
- Marbled bathroom with double vanity, separate shower and full-sized whirlpool tub, plus a powder room; two-bedroom has additional marbled bathroom with full-sized bath
- Walk-in wardrobe(s) with personal safe
- Vanity table(s) with hair dryer
- Writing desk(s)
- Flat screen television(s) with DVD and satellite reception
- Bang & Olufsen® audio system
- Illy® espresso machine
- Radio/Alarm with iPod docking station
- Direct-dial telephone(s)



GRAND SUITE

Available as a one-bedroom configuration or as two-bedrooms (as illustrated) by adjoining with a Veranda Suite.

1 BEDROOM: 941–1,090 SQ. FT. / 87–101 M²
INCLUDING VERANDA (103–116 SQ. FT. / 10–11 M²);

2 BEDROOM: 1,286–1,435 SQ. FT. / 119–133 M²
INCLUDING VERANDA (163–176 SQ. FT. / 16–17 M²)

- Large teak veranda with patio furniture and floor-to-ceiling glass doors; two-bedroom has additional veranda
- Living room with sitting area; two-bedroom has additional sitting area
- Separate dining area and bar
- Twin beds or queen-sized bed; two-bedroom has additional twin beds or queen-sized bed
- Marbled bathroom with double vanity, separate shower and full-sized whirlpool tub, plus a powder room; two-bedroom has additional marbled bathroom with full-sized bath
- Walk-in wardrobe(s) with personal safe
- Vanity table(s) with hair dryer
- Writing desk(s)
- Flat screen television(s) with DVD and satellite reception
- Bang & Olufsen® audio system
- Illy® espresso machine
- Radio/Alarm with iPod docking station
- Direct-dial telephone(s)



ROYAL SUITE

Available as a one-bedroom configuration or as two-bedrooms (as illustrated) by adjoining with a Veranda Suite.

1 BEDROOM: 967–1,007 SQ. FT. / 90–94 M² INCLUDING VERANDA (110–116 SQ. FT. / 10–11 M²);

2 BEDROOM: 1,312–1,352 SQ. FT. / 122–126 M²
INCLUDING VERANDA (170–176 SQ. FT. / 16–17 M²)

- Large teak veranda with patio furniture and floor-to-ceiling glass doors; two-bedroom has additional veranda
- Living room with sitting area; two-bedroom has additional sitting area
- Separate dining area and bar
- Twin beds or queen-sized bed; two-bedroom has additional twin beds or queen-sized bed
- Marbled bathroom with double vanity, separate shower and full-sized whirlpool tub, plus a powder room; two-bedroom has additional marbled bathroom with full-sized bath
- Walk-in wardrobe(s) with personal safe
- Vanity table(s) with hair dryer
- Writing desk(s)
- Flat screen television(s) with DVD and satellite reception
- Bang & Olufsen® audio system
- Illy® espresso machine
- Radio/Alarm with iPod docking station
- Direct-dial telephone(s)



SILVER SUITE

Silver Suites accommodate three guests.

653–701 SQ. FT. / 61–65 M²
INCLUDING VERANDA (110–123 SQ. FT. / 10–11 M²);

- Teak veranda with patio furniture and floor-to-ceiling glass doors
- Living room (with convertible sofa to accommodate an additional guest)
- Sitting area
- Separate dining area
- Twin beds or queen-sized bed
- Marbled bathroom with double vanity, separate shower and full-sized whirlpool tub
- Walk-in wardrobe with personal safe
- Vanity table with hair dryer
- Writing desk
- Flat screen television(s) with DVD and satellite reception
- Bang & Olufsen® audio system
- Illy® espresso machine
- Radio/Alarm with iPod docking station
- Direct-dial telephone(s)



MEDALLION SUITE

Medallion Suites accommodate three guests.

521 SQ. FT. / 49 M²
INCLUDING VERANDA (81 SQ. FT. / 8 M²)

- Teak veranda with patio furniture and floor-to-ceiling glass doors
- Living room with sitting and dining area
- Twin beds or queen-sized bed
- Marbled bathroom with double vanity, separate shower and full-sized whirlpool tub
- Walk-in wardrobe with personal safe
- Vanity table with hair dryer
- Writing desk
- Flat screen television with DVD and satellite reception
- Radio/Alarm with iPod docking station
- Direct-dial telephone



VERANDA 1 - 4

Veranda Suites 605, 606, 640-645, 648, 649, 652, 653, 656 and 657 accommodate three guests. Veranda 3 and Veranda 4 offer preferred central location with identical accommodations to Veranda 1 and Veranda 2

345 SQ. FT. / 32 M²
INCLUDING VERANDA (60 SQ. FT. / 6 M²)

- Teak veranda with patio furniture and floor-to-ceiling glass doors
- Sitting area
- Twin beds or queen-sized bed
- Marbled bathroom with double vanity, full-sized bath, separate shower
- Walk-in wardrobe with personal safe
- Vanity table with hair dryer
- Writing desk
- Flat screen television with DVD and satellite reception
- Radio/Alarm with iPod docking station
- Direct-dial telephone(s)



VISTA SUITE/ TERRACE SUITE

287 SQ. FT. / 27 M²

- Large picture window providing panoramic ocean views (Vista Suite)
- Shared teak veranda and floor-to-ceiling glass doors (Terrace Suite)
- Sitting area
- Twin beds or queen-sized bed
- Marbled bathroom with double vanity, full-sized bath, separate shower
- Walk-in wardrobe with personal safe
- Vanity table with hair dryer
- Writing desk
- Flat screen television with DVD and satellite reception
- Radio/Alarm with iPod docking station
- Direct-dial telephone

